


012

Third Quarter

Financial Statement (Un-Audited)
January 01, 2022 to March 31, 2022



SONARGAON TEXTILES LTD.
a member of khansons group

SONARGAON TEXTILES LIMITED


Khansons Centre (8th & 9th Floor)

37, Kawran Bazar, Dhaka-1215

Tel : 55013501, 55013597, 55013500, Fax: 880-2-55013498

3rd Quarter (Q3) Financial Statements

In compliance with listing regulation 2015 of Dhaka & Chittagong Stock Exchange as well as BSEC notification no.-SEC/CMRRCD/2008-183/Admin/03-34 dated : 27th Sept, 2009, we are pleased to provide you below the un-audited financial statement of the Company for the 3rd Quarter (Q3) ended March 31, 2022 as considered by the Board of Directors meeting held on 21.04.2022 at 37, Kawran Bazar, Dhaka-1215.



Asadullah Mahmud FCS

Company Secretary



SONARGAON TEXTILES LIMITED
Statement of Financial Position (Un-Audited)
As at 31st March 2022

| | Notes | 31 March, 2022 Taka | 30 June, 2021 Taka |
|---|--------------|------------------------|-----------------------|
| Assets | | | |
| Non-Current Assets : | | | |
| Property, Plant and Equipment | 4.00 | 809,780,519 | 842,742,314 |
| IFRS 16 - Right of Use Asset | | 168,753 | 506,259 |
| | | 809,949,272 | 843,248,573 |
| Current Assets : | | | |
| Inventories | 5.00 | 375,605,227 | 439,133,966 |
| Trade & Other Receivables | 6.00 | 198,672,600 | 53,433,670 |
| Advances, Deposits and Prepayments | 7.00 | 4,498,329 | 5,268,686 |
| Investment in Shares Central Depository BD. Ltd. (CDBL) | 7.03 | 1,569,450 | 1,569,450 |
| Cash and cash equivalent | 8.00 | 1,435,560 | 689,203 |
| | | 581,781,166 | 500,094,974 |
| | | 1,391,730,438 | 1,343,343,547 |
| Total Assets | | | |
| Equity and Liabilities : | | | |
| Shareholders' Equity | | | |
| Share Capital | 9.00 | 264,670,560 | 264,670,560 |
| Capital Reserve | | 5,373,570 | 5,373,570 |
| Share Premium | | 54,560,000 | 54,560,000 |
| Revaluation Reserve | 13.00 | 354,911,923 | 364,148,104 |
| Retained Earnings | | (379,908,692) | (395,615,498) |
| | | 299,607,361 | 293,136,737 |
| Non-Current Liabilities | | | |
| Long Term Loan | 14.00 | 963,260,345 | 925,966,529 |
| IFRS 16 - Lease Obligation Liabilities | | 137,614 | 1,150,459 |
| Director's and Other Loans and Advances | 15.00 | 27,720,197 | 27,720,197 |
| Deferred Tax Liability | 16.00 | 74,568,675 | 75,355,360 |
| | | 1,065,686,831 | 1,030,192,545 |
| Current Liabilities | | | |
| Short Term Loans | 10.00 | - | - |
| Unclaimed/Unpaid Dividend from 2019 | | 1,523,156 | 1,523,156 |
| Current Portion of Long Term Loan | 11.00 | - | - |
| Trade & Other Payables | 12.00 | 22,732,275 | 16,310,295 |
| Workers Profit Participation and Welfare Fund | | 2,180,815 | 2,180,815 |
| Provision for Income Tax | 27.00 | - | - |
| | | 26,436,246 | 20,014,266 |
| | | 1,391,730,437 | 1,343,343,547 |
| Total Equity & Liabilities | | | |
| | | | |
| Net Assets Value Per Share (NAVPS) | 29.00 | 11.32 | 11.08 |

The accounting policies and other notes form an integral part of these financial statements.



AK.M. Azizur Rahman
Chairman

Dated: Dhaka


Bazlur Rahman
Managing Director


Rosy Rahman
Director


Md. Mostafa
CFO

As per report Annexed

Asadullah Mahmud FCS
Company Secretary



SONARGAON TEXTILES LIMITED

Statement of Profit or Loss and Other Comprehensive Income (Un-Audited)

For the 3rd Quarter ended March 31, 2022

| Notes | Nine Months Results (Tk.) | | Third Quarter Results (Tk.) | | |
|------------------------------------|----------------------------|-----------------------------|-----------------------------|-----------------------------|--------------|
| | July to March 2021-2022 | July to March 2020- 2021 | Jan. to March 2021-2022 | Jan. to March 2020- 2021 | |
| Turnover | 17.00 | 359,191,765 | 102,487,973 | 42,342,300 | 19,679,752 |
| Cost of Goods sold | | (297,560,781) | (101,843,568) | (33,492,759) | (19,293,985) |
| Gross Profit | | 61,630,984 | 644,405 | 8,849,541 | 385,767 |
| Operating Expenses : | | | | | |
| Administrative Expenses | 21.00 | (12,298,032) | (11,622,977) | (1,270,269) | (3,568,750) |
| Selling & Distribution Expenses | 23.00 | (1,630,415) | (807,303) | (105,325) | (195,765) |
| Financial Expenses | 24.00 | (41,149,329) | (25,717,947) | (7,791,560) | (9,390,287) |
| Total Expenses | | (55,077,776) | (38,148,227) | (9,167,154) | (13,154,802) |
| Operating Profit/(Loss) | | 6,553,207 | (37,503,822) | (317,614) | (12,769,035) |
| Non Operating Income | 26.00 | 1,427,955 | 860,954 | 1,427,955 | 856,773 |
| Net Profit/(Loss) | | 7,981,162 | (36,642,868) | 1,110,341 | (11,912,262) |
| Provision for WPPF | | - | - | - | - |
| Provision for WWF | | - | - | - | - |
| Net Profit/(Loss) before tax (G-H) | | 7,981,162 | (36,642,868) | 1,110,341 | (11,912,262) |
| Provision for Taxation | | | | | |
| Current Tax | | (2,297,223) | (614,929) | (254,054) | (118,079) |
| Deferred Tax | | 786,685 | 3,240,943 | 258,401 | 1,064,543 |
| Net Profit/(Loss) after tax | | 6,470,625 | (34,016,853) | 1,114,689 | (10,965,797) |
| Other comprehensive income | | - | - | - | - |
| Total comprehensive income | | 6,470,625 | (34,016,853) | 1,114,689 | (10,965,797) |
| Earning Per Share (EPS) | 28.00 | 0.24 | (1.29) | 0.04 | (0.41) |


The accounting policies and other notes form an integral part of these financial statements.

As per report Annexed.


A.K.M. Azizur Rahman
Chairman


Bezlur Rahman
Managing Director


Rosy Rahman
Director


Md. Mostafa
CFO


Asadullah Mahmud FCS
Company Secretary




SONARGAON TEXTILES LTD.
Statement of Changes in Equity (Un-Audited)
For the 3rd Quarter Ended March 31, 2022


| | Share Capital | Share Premium | Capital Reserve | Revaluation Reserve | Retained Earnings | Total Taka |
|--|---------------|---------------|-----------------|---------------------|-------------------|-------------|
| As at 1 July, 2021 | 264,670,560 | 54,560,000 | 5,373,570 | 364,148,104 | (395,615,498) | 293,136,736 |
| Adjustment in Revaluation Reserve | - | - | - | (9,236,181) | 9,236,181 | - |
| Net Profit/(Loss) for the 3 rd Quarter ended March 2022 | - | - | - | - | 6,470,625 | 6,470,625 |
| Balance As at March 31, 2022 | 264,670,560 | 54,560,000 | 5,373,570 | 354,911,923 | (379,908,692) | 299,607,361 |


Statement of Changes in Equity (Un-Audited)
For the 3rd Quarter Ended March 31, 2021


| | Share Capital | Share Premium | Capital Reserve | Revaluation Reserve | Retained Earnings | Total Taka |
|--|---------------|---------------|-----------------|---------------------|-------------------|--------------|
| As at 1 July, 2020 | 264,670,560 | 54,560,000 | 5,373,570 | 377,318,921 | (55,453,156) | 646,469,895 |
| Adjustment in Revaluation Reserve | - | - | - | (9,887,134) | 9,887,134 | - |
| Net Profit/(Loss) for the 3 rd Quarter ended March 2021 | - | - | - | - | (34,016,853) | (34,016,853) |
| Balance As at March 31, 2021 | 264,670,560 | 54,560,000 | 5,373,570 | 367,431,787 | (79,582,875) | 612,453,042 |


A. K. M. Azizur Rahman
Chairman


Bazzur Rahman
Managing Director


Rosy Rahman
Director


Md. Mostafa
CFO


Asadullah Mahmud FCS
Company Secretary



Dated: Dhaka

SONARGAON TEXTILES LIMITED


Statement of Cash Flows (Un-Audited)


For the 3rd Quarter ended March 31, 2022

| | Notes | July to March 2021-2022 | July to March 2020-2021 |
|---|--------------|----------------------------|----------------------------|
| A. Cash Flows from Operating Activities : | | | |
| Collection from Turnover & Others | | 213,952,835 | 253,652,325 |
| Payment to Suppliers and Employees | | (213,230,752) | (50,124,943) |
| Cash Generated from Operation | | 722,083 | 203,527,381 |
| Collection from Non-operation Income | | 1,427,955 | 860,954 |
| Interest Paid | | - | - |
| Income Tax paid | | (1,507,731) | (1,330,617) |
| Net Cash Flows from Operating Activities | | 642,307 | 203,057,718 |
| B. Cash Flows from Investing Activities : | | | |
| Acquisition of property Plant & Equipment | | - | - |
| Acquisition/Addition of Long Term Assets | | - | (213,071,827) |
| Sale Proceeds of Long Term Assets | | - | - |
| Net Cash Flows from Investing Activities | | - | (213,071,827) |
| C. Cash Flows from Financing Activities : | | | |
| Long Term Loan received | | - | - |
| Other Loans and Advances Received /(Paid) | | - | - |
| Short Term Loan Paid | | - | - |
| Net cash flow from Financing Activities | | - | - |
| | | | |
| Increase/(decrease) in Cash and Cash Equivalent (A+B+C) | | 642,307 | (10,014,109) |
| Cash and Cash Equivalent at Opening | | 689,203 | 9,849,989 |
| Unrealized gain or (loss) on foreign exchange fluctuation | | 104,050 | 801,076 |
| Cash and Cash Equivalent at Closing | | 1,435,560 | 636,956 |
| | | | |
| Net Operating Cash Flow Per Share (NOCFPS) | 30.00 | 0.02 | 7.67 |


A. K. M. Azizur Rahman
 Chairman


Bazlur Rahman
 Managing Director


Rosy Rahman
 Director


Md. Mostafa
 CFO


Asadullah Mahmud FCS
 Company Secretary

Dated: Dhaka

